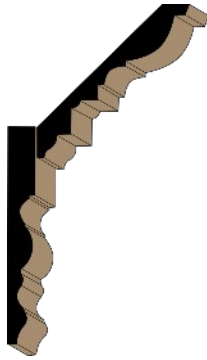


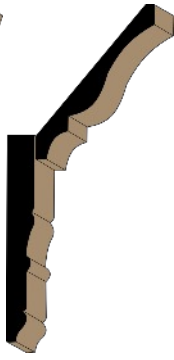
Main Street Moulding Combinations

Mouldings can be combined to create beautiful architectural details. The architectural style, size and ceiling height of a room will determine how detailed and large a combination should be.

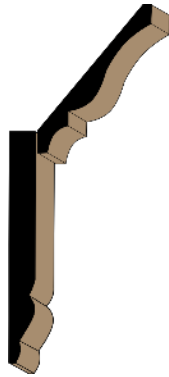
Below are a few of our most popular Crown and Base Combinations . . .




DETAIL 1
MS-22 CROWN
B-522 BASE



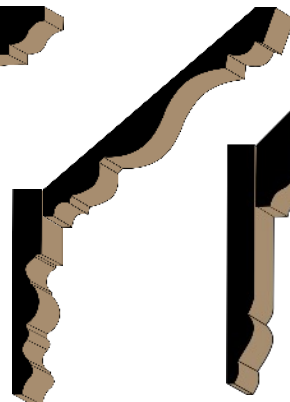
DETAIL 2
8012 CROWN
B-12 BASE




DETAIL 3
8012 CROWN
B-218 BASE



DETAIL 4
MS-329 CROWN
B-22 BASE

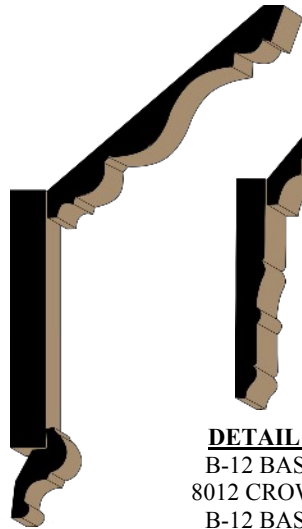


DETAIL 5
MS-48 CROWN
B-522 BASE

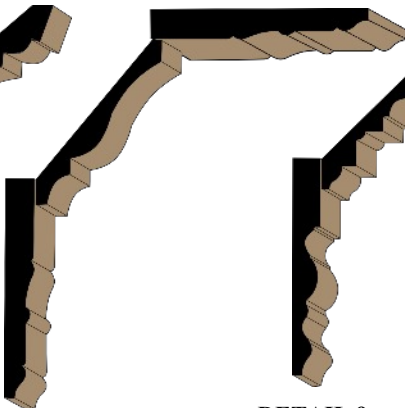


DETAIL 6
MS-329 CROWN
B-218 BASE

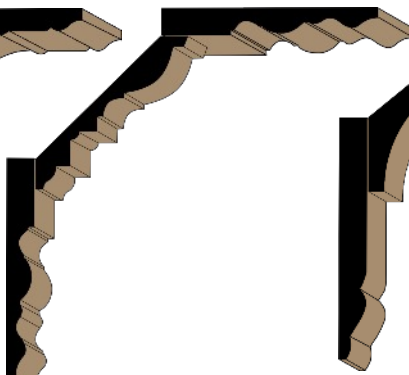
CROWN



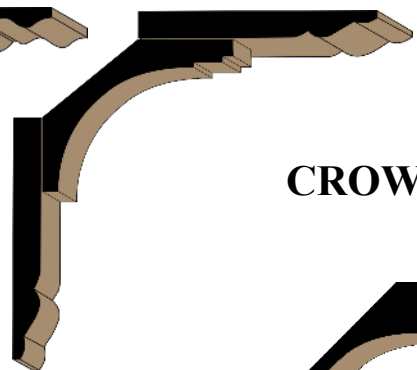
DETAIL 7
MS-48 CROWN
1X6 S4S
PM-6 PANEL



DETAIL 8
B-12 BASE
8012 CROWN
B-12 BASE

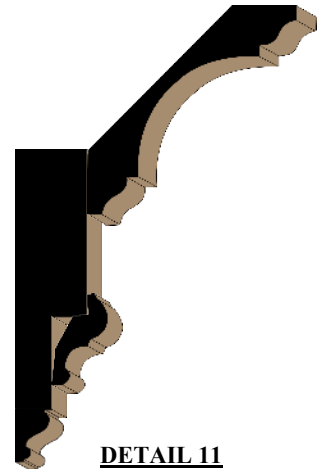


DETAIL 9
B-522 BASE
MS-22 CROWN
B-522 BASE



DETAIL 10
B-218 BASE
MS-50 CROWN
B-218 BASE

CROWN

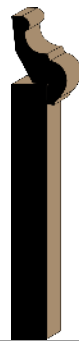


DETAIL 11
MS-329 CROWN
1X4 S4S
PM-6 PANEL
1X6 S4S
PM-5 PANEL

BASE



DETAIL 12
PM-5 PANEL
1X6 S4S



DETAIL 13
PM-6 PANEL
1X6 S4S



DETAIL 14
DM-27 PANEL
1X6 S4S